


Screening & Profiling Services



Evaluate lead compounds with our biochemical and cell-based screening services to identify specific inhibitors or activators. Save time by letting us screen your small molecules or biologics of interest against our unique assay panels or determine IC_{50}/EC_{50} values. With our portfolio of >700 assays available as a service, we're here to help advance your drug discovery program.

Our biochemical-based inhibitor screening services provide excellent tools to quickly identify potential therapeutics, predict potency, and narrow down a large pool of candidates to a much smaller one.


To gain insight on cellular functional interventions, we also offer cell-based screening services. The cell-based data offers a more comprehensive view of the biological context and the resulting cellular responses, allowing for more informed decisions to be made about which compounds to advance to development.

Biochemical



- Uses purified bioactive protein
- Available in a variety of formats, including no-wash homogeneous assays for high throughput screening
- Buffers and substrates are optimized for use in the assay kit

Cell-Based



- Uses intact live cells
- Reporter cells and reporter kits are ideal for high throughput screening
- Effective for validating biochemical assay results

We are Uniquely Positioned to Support Your Discovery

- Extensive immunotherapy panels, including many unique targets
- First commercially available and largest histone demethylase panel
- Over 20 unique histone methyltransferases
- Extensive SARS-CoV-2 assays, including 3CL Protease, RdRp, Papain-like Protease, and Spike:ACE2 binding assays
- Complete PARP isozyme panel and unique PARP-trapping assays
- Largest phosphodiesterase isozyme panel
- First complete suite of HDAC and SIRT enzymes
- Extensive bromodomain and HSP90 panels
- Over 80 reporter cell lines for cell-based agonist or inhibitor screening and profiling, including many unique receptor/reporter combinations

A Simple Process to Discovery



Screening & Profiling Services

Our Deliverables to You



Detailed Results

Extensive report with raw and analyzed data, graphs, and detailed protocols. Typically includes positive controls for inhibition.



Fast Turnaround

Receive results within a few weeks after our receipt of your compounds.



Quality & Consistency

Proteins and enzymes synthesized and QC'd in-house to ensure the highest level of inter- and intra-assay consistency.



Extensive Selection

Choose from over 700 in-house developed assays and reporter cell lines, including many novel assays.



Platform Options

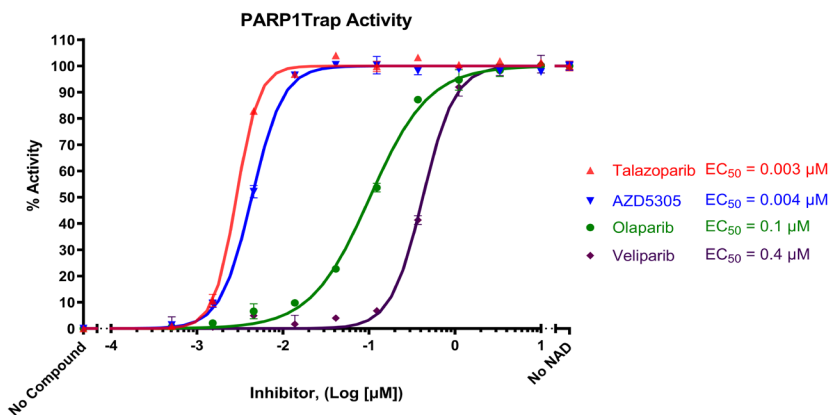
Choose the format that works best for your experiment or perform orthogonal testing on multiple platforms to verify your results.



Expertise

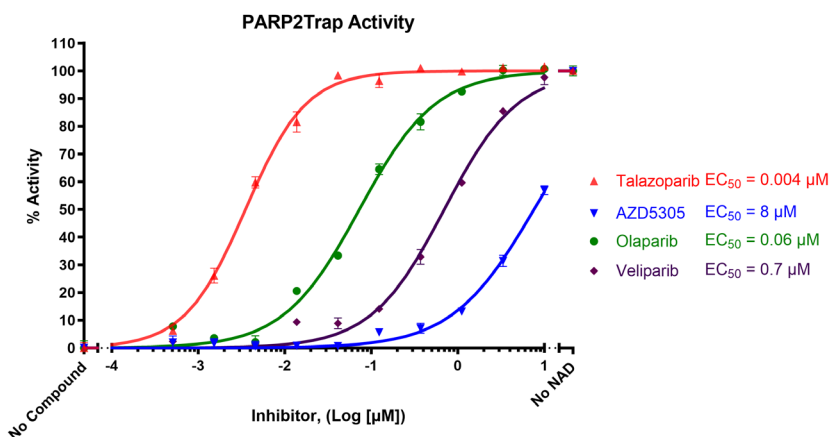
Dedicated, expert screening team

Robust Assays Provide Powerful Results



Measuring PARP trapping using a high throughput screening fluorescence polarization assay

PARP1/2 trapping on DNA measured in the presence of increasing concentrations of inhibitors Talazoparib, Olaparib, Veliparib and AZD5305 using the PARPtrap™ Combo Assay Kit (#78317). "No compound" corresponds to the "Low FP control" and "no NAD" corresponds to the "High FP control". Screen across our complete panel of PARP assays to find PARP isozyme-specific inhibitors.



Discover our complete assay service catalog at: bpsbioscience.com/screening-and-profiling-services